VARIATIONS			
PART NO.	FILTER SIZE	WIDTH	HEIGHT
FGA020020	20 in	20 in	20 in
FGA024024	24 in	24 in	24 in
FGA020040	20 in	20 in	40 in
FGA024048	24 in	24 in	48 in
FGA020060	20 in	20 in	60 in
FGA024072	24 in	24 in	72 in
FGA020080	20 in	20 in	80 in
FGA020100	20 in	20 in	100 in
FGA020120	20 in	20 in	120 in
FGA040040	20 in	40 in	40 in
FGA048048	24 in	48 in	48 in
FGA048072	24 in	48 in	72 in
FGA040060	20 in	40 in	60 in
FGA040080	20 in	40 in	80 in
FGA040100	20 in	40 in	100 in
FGA040120	20 in	40 in	120 in
FGA060060	20 in	60 in	60 in
FGA072072	24 in	72 in	72 in
FGA060080	20 in	60 in	80 in
FGA060100	20 in	60 in	100 in
FGA060120	20 in	60 in	120 in
FGA080080	20 in	80 in	80 in
FGA080100	20 in	80 in	100 in
FGA080120	20 in	80 in	120 in
FGA100100	20 in	100 in	100 in
FGA100120	20 in	100 in	120 in
FGA120120	20 in	120 in	120 in

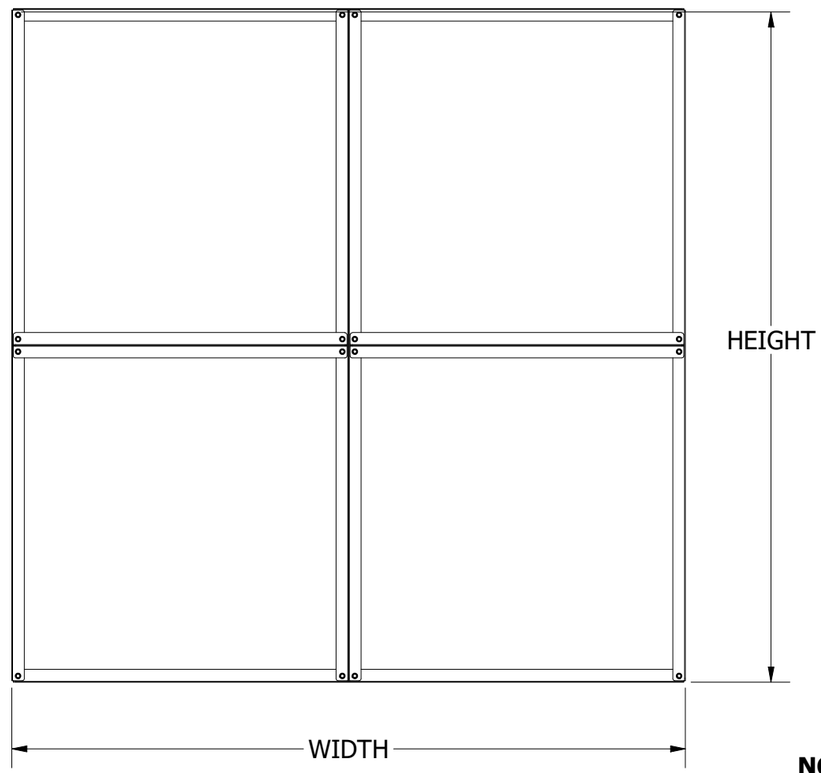

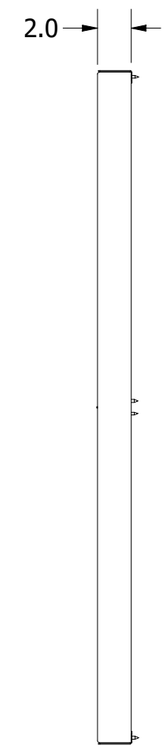

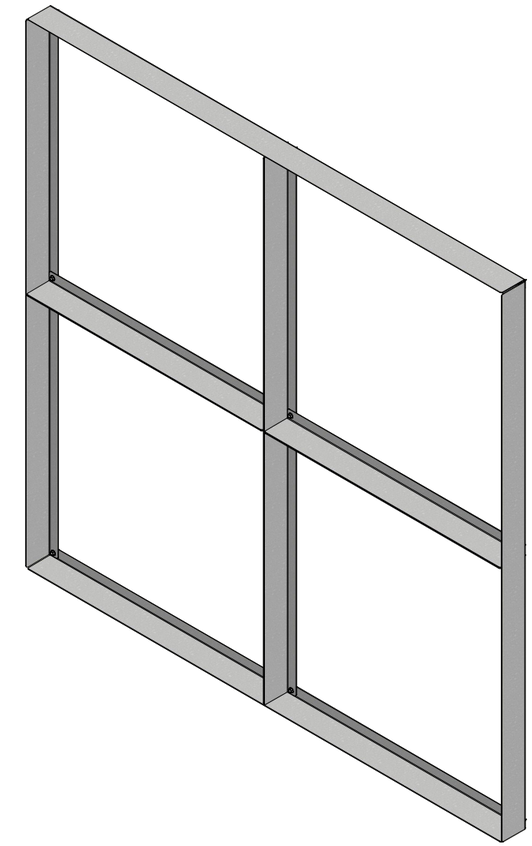

NOTES:

1. MATERIAL: 18 GA
2. FINISH: GALVANIZED
3. SHIPPED UNASSEMBLED, WITH HARDWARE INCLUDED
4. GRIDS WITH DIMENSIONS GREATER THAN 60" MAY BE ASSEMBLED IN SECTIONS

AUTHOR WMELCHER	REV DATE 3/18/2025	COOK MANUFACTURING
UNLESS OTHERWISE SPECIFIED DIMENSIONS ARE IN INCHES		TITLE FILTER GRID ASSEMBLY
TOLERANCES 3 PLACES ± .020 2 PLACES ± .060 HOLES ± .010 FRACTIONS ± .125 ANGLES ± 2°	THIRD ANGLE PROJECTION	SIZE B / DWG NO FGA.idw / REV D
		SCALE 1 / 9 / SHEET 1 OF 1

D:\Engineering\Inventor\Cook Mfg\Workspace\Standard Parts\Filter Grid Assembly\FGA-BASE\FGA040040.iam